

SPINOLOGY COURSE



Terminology - TER

Content

- **Semantics**
- **Non Spinology terms research: definitions**
- **The use and misuse of specific terminology**
- **Terms used in Spinology**

Material and utilities

Internet

Terminology Manual TER



Spinology Philosophy - PHI



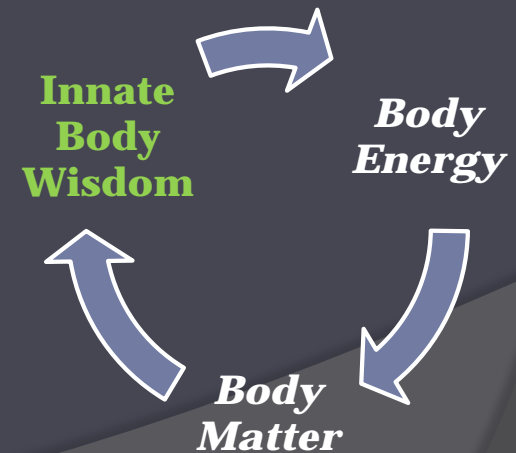
Content

- Manual 1 PHI
- 1- Recent history of spinology
- 2- Thinking methods of the human being
- 3- Is there an order in nature?
- 4- The continuous cycle of life
- 5- The safety pin cycle

- Manual 2 PHI:
- 1- Introduction: Homeostasis and Metabolism
- 2- It's all about energy
- 3- The Health concept
- 4- Toxemia and Enervation
- 5- The Disease concept
- 6- Relationship between philosophy and practice
- 7- Philosophical thoughts and practical questions.

Material and utilities

- Internet
- Manuals 1 and 2 PHI




The Human Body – THB

Specific knowledge of the living human body


- Content
- Basics in Embryology.
- Deep and specific knowledge in:
- Spinal Anatomy, Spinal Physiology, Neuroanatomy and Neurophysiology.
- Neurodynamics of the spinal occlusion
- Basics in Endocrinology and in Biochemistry.
- Basics of Pathology and specific “barrier” pathologies.
- The human organism as a balanced unit.

Material and utilities

- Internet
- Manuals:
- OSTEOPATHY / ARTHRO / MYO / NS / BC / ND / PAT /
- *Complementary Bibliography:* Kapandji 3 / Anatomy and Movement / Anatomy Colouring Book.
- Spine model
- Set of vertebrae



Spinal Dynamics - SD



Content

- **Osteology, Arthrology and Myology of the spine.**
- **Connective tissues.**
- **Rang of Motion of the spine.**
- **The spine as a unit.**
- **Reasoning the possibilities for having spinal occlusions by segments.**
- **Understanding the ways in which the body assists in the adjusting of spinal occlusions.**

Material and utilities

- **Internet**
- **Manuals OSTEOPHYSIOLOGY, ARTHROPHYSIOLOGY, MYOPHYSIOLOGY**
- ***Complementary Bibliography: Kapandji 3 / Anatomy and Movement***
- **Spine model**
- **Set of vertebrae**

Spinology Technique - TEC

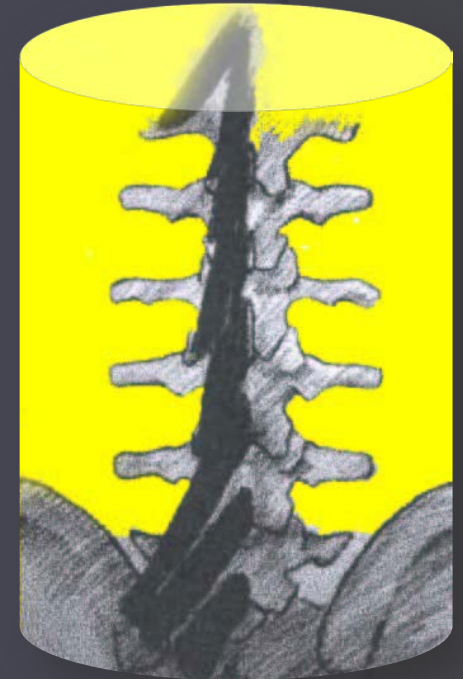

Content

- 1- The philosophy and theory of the technique
- 2- **Vertebraille**: the art of locating and analysing spinal occlusions.
- 3- Development of the manual impulse.

- Spinology techniques
- 4- Techniques for the dorsal area
- 5- Techniques for the lumbar area
- 6- Techniques for the cervical area
- 7- The concept of *Encoding* in the upper cervicals
- 8- Practical and professional advice

Material and utilities

- Internet
- Manuals 1, 2, 3 **TECH**
- Spinology PCT utilities



Effective Communications Skills in Spinology - COM

Content

- 1- **Basic techniques in communications.**
- **2- Oral communications:**
 - 2.1.- **The first visit and the orientation**
 - 2.2.- **Preparing a Spinology speech or presentation**
 - 2.3.- **Spinology speech models**
 - 2.4.- **Questions and answers, the management of expectations**
 - 2.5.- **Spinology reinforcement workshops**
- **3- Written Communications**
 - 3.1.- **Basics of written communications related to Spinology**
 - 3.2.- **The use of Internet**

Material and utilities

- **Internet**
- **Communications Manuals COM**



Office Procedure and Management of a Spinology Center - OPM

Content

- 1- **Method and Procedure:**
 - 1.1.- **The ideal site**
 - 1.2.- **The ideal management of the office**
 - 1.3.- **Fee structures**
 - 1.4.- **Rules of the office**
 - 1.5.- **Recording the attendance of recipients**
 - 1.6.- **The role of the spinologist's assistant**
 - 1.7.- **The use of the Internet**
- 2- **Maintaining clients:**
 - 2.1.- **Spinologists' tools for the retention of recipients**
 - 2.2.- **Basic rules.**

Material an utilities

- **Internet**
- **Manual OPM**



Marketing Spinology - MKT

Content

- 1- The concept of Marketing
- 2- Spinology user profile
- 3- The concept of Promotion
- 4- Developing a Spinology marketing plan
- 5- The Dynamics of Goals Setting
- 6- The importance of Time Organization

Material an utilities

- Internet
- MKT Manual



Practorium - PCT

Content

- **The professional application of all the knowledge and techniques gained along the course to the real work scenario.**
- **Supervised practical visits with external clients.**

Material and utilities

- **PCT Center of the school and/or accredited Spinology offices.**



Graphic Summary



Course details



- **Place:** European Spinology Tutorium, Valencia, Spain.
- www.spinologia.eu
- **Frequency of classes:** one intensive weekend of 16 hours every 3 weeks.
- **Duration:** 24 modules in 20 months.
- **Dates timetable:** dates in preparation.
- **Cost inversion:** The program costs 8.000 €, including all initial and practical fees. (Europe)
Options to pay the course are:
 - Cash payment at the beginning of the course.
 - Two financed payments of 4.100 € the first one at the beginning and the second one at the half of the training program.
- - Monthly payments after registration amount. (Check for options)
- **Beginning of courses:** October each year. New groups will start every year after.



Certification

- **Certificate of Proficiency**
- **Spinologist Diploma after the signature of the Code of Ethics & Practice.**
- **Access to the Teachers Training Program of the EST.**
- **Access to the spinologists' insurance (Spain and Europe countries)**
- **Access to all accredited Spinology Associations**
- **Access to the regular continuous educational workshops of the EST.**

